


Hydrostatic level probe type PCE-28P and APC-2000ALW/P

- ✓ Any measuring range from 0...200 to 0...3000 mm H₂O
- ✓ ATEX Intrinsic safety (version PCE-28P only)
- ✓ Smart version – with Hart protocol (version APC-2000ALW/P only)
- ✓ Marine certificate DNV (version PCE-28P only)



Application

Hydrostatic level probes are applicable to measure levels of liquids in open tanks, channels, measuring constrictions of open channels, streams etc.

Installation

The probe may be installed in any manner subject to the following conditions:

- ✓ the expected maximum level of liquid may not cause flooding of the electronic circuits;
- ✓ if a flange fastener is to be used to install the probe in the tank cover, it should be ordered alongside with the probe, as these fasteners are to be mounted during the probe manufacturing.

Electrical parameters*

	PCE-28P	APC-2000ALW/P
Output signal	4 + 20 mA	4 + 20 mA + Hart protocol
Power supply	10.5 + 30 V DC (EEx 12...28 V DC)	12 + 55 VDC

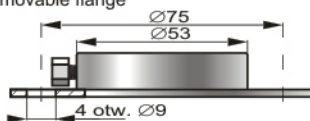
Technical data*

Any measuring range from 0...200 to 0...3000 mm H₂O

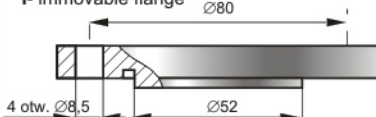
	PCE-28P	APC-2000ALW/P
Accuracy	max. +/- 0,25%	max +/-0,1%
Medium temperature range	-25 + 80°C	
Material of the wetted parts	00H17N14M2 (316Lss)	
Material of casing	0H18N9 (304ss)	aluminium or 316ss

* more information about technical data and electrical parameters available in user's manual.

Flange fasteners for fitting probe:
M.-movable flange



I - immovable flange



Ordering procedure

PCE-28P / / / ÷ / / L = ... m. /

APC-2000ALW/P / / / ÷ / / L = ... M. /

Special version:

- EEx – ATEX Intrinsic safety
- MR – Marine certificate
- -10 + 70°C – extended thermal compensation range

Start and end of measuring range, in relation to 4 mA and 20mA output

Type of electrical connection: PD, PK

Tube length

Fitting accessories:

- M.-movable flange
- I - immovable flange

Special versions:

316ss - casing material 316ss

Start and end of measuring range, in relation to 4 mA and 20mA output

Tube length

Fitting accessories:

- M.-movable flange
- I - immovable flange